

Requester:	Versa Tables 14105 Avalon Blvd. Los Angeles, CA 90061
Contact Name / Number:	Jonathan Spicer / 310-353-7100 ext. 107
Dates Tested:	10/07/09 -10/12/09
Date Submitted:	10/14/09
Technician:	Jon Roblin
Customer Request I.D.	N/A

**Scope:** To test the 72" Vision Drafting table for BIFMA compliance. The 72" table was used for testing as it was deemed to be the worst case size. Model is also available in a 60" size.

**Requested Tests:**

<u>Test Name</u>	<u>Requirement</u>
Stability Under Vertical Load Test	ANSI/BIFMA X5.5-2008, Section 4.3
Concentrated Functional Load Test	ANSI/BIFMA X5.5-2008, Section 5.2
Distributed Functional Load Test	ANSI/BIFMA X5.5-2008, Section 5.3
Concentrated Proof Load Test	ANSI/BIFMA X5.5-2008, Section 5.4
Distributed Proof Load Test	ANSI/BIFMA X5.5-2008, Section 5.5
Top Load Ease Cycle Test	ANSI/BIFMA X5.5-2008, Section 6
Desk/Table Unit Drop Test	ANSI/BIFMA X5.5-2008, Section 7
Leg Strength Test	ANSI/BIFMA X5.5-2008, Section 8

**Product Description:**

<u>Specimen</u>	<u>Description</u>	<u>Supplier</u>
1	72" Freedom Drafting table (p/n VISDT7236)	Versa Tables

This report shall not be reproduced, except in full, without written permission from Advanced Furniture Testing, Inc. Results contained within this report only apply to the actual product tested under the testing conditions documented in this report.



Test Request Number: AFT-00383

12764 Greenly Street  
Suite 20  
Holland, MI 49424  
PH 616-928-0791  
FAX 616-928-0792  
www.furnituretest.com



Page 2 of 11

**Summary:**

<u>Test Name</u>	<u>Results</u>
Stability Under Vertical Load Test	Passed
Concentrated Functional Load Test	Passed
Distributed Functional Load Test	Passed
Concentrated Proof Load Test	Passed
Distributed Proof Load Test	Passed
Top Load Ease Cycle Test	Passed
Desk/Table Unit Drop Test	Passed
Leg Strength Test	Passed

**Test Results:**

**1. Stability Under Vertical Load Test:**

Testing was performed per ANSI/BIFMA X5.5-2008, Section 4.3.

**Notes:**

- Temperature / humidity 72° F / 46 RH%.
- 125 lb. load applied through a 12" disc.
- Disc position 1" in from the front edge, centered side to side.
- Test then repeated with the disc located 1" from the rear edge.
- See Photos 1 and 2 for set up.



<u>Specimen</u>	<u>Location</u>	<u>Observations</u>
1	Front edge	Unit did not tip over.
	Rear edge	Unit did not tip over.

**Requirement:** *The unit shall not tip over. If an extendible element opens during the test and prevents the unit from tipping over due to contact with the test platform, the unit does not meet the acceptance criteria*

Equipment:	Tape measure (TD-029)
------------	-----------------------

**2. Concentrated Functional Load Test:**

Testing was performed per ANSI/BIFMA X5.5-2008, Section 5.2.

**Notes:**

- Temperature / humidity 72° F / 36 RH%.
- Two 200 lb. loads applied through 12" discs centered 36" apart, 1" in from the front edge.
- Drawer load: (12"w x 3.5"h x 15.25"d) x 0.017 = 10.8. 11 lbs. used.
- Drawer loaded and open during test.
- Load applied for 60 minutes.
- See Photo 3 for set up.



Photo 3

<u>Specimen</u>	<u>Load (lbs.)</u>	<u>Time (min.)</u>	<u>Observations</u>
1	2 x 200	60	No loss of serviceability. Pull force = 5.7 lbs.

**Requirement:** *There shall be no loss of serviceability. Upon completion of the test, the extendible member(s) shall meet the pull force requirements of Section 19.*

<b>Equipment:</b>	Tape measure (TD-029), Stopwatch (TD-002)
-------------------	---

**3. Distributed Functional Load Test:**

Testing was performed per ANSI/BIFMA X5.5-2008, Section 5.3.

**Notes:**

- Temperature / humidity 72° F / 36 RH%.
- 204" of perimeter x 1.5 = 306 lbs.
- Load applied on a line 8" in from the edge around the entire perimeter.
- Drawer loaded and open during test (see Section 2 for calculation).
- Load applied for 60 minutes.
- See Photo 4 for set up.



<u>Specimen</u>	<u>Load (lbs.)</u>	<u>Time (min.)</u>	<u>Observations</u>
1	306	60	No loss of serviceability. Pull force = 5.2 lbs.

**Requirement:** *There shall be no loss of serviceability. Upon completion of the test, the extendible member(s) shall meet the pull force requirements of Section 19.*

Equipment:	Tape measure (TD-029), Stopwatch (TD-002)
------------	---

**4. Concentrated Proof Load Test:**

Testing was performed per ANSI/BIFMA X5.5-2008, Section 5.4.

**Notes:**

- Temperature / humidity 72° F / 36 RH%.
- Two 300 lb. loads applied through 12" discs centered 36" apart, 1" in from the front edge.
- Drawer loaded and closed during test (see Section 2 for calculation).
- Load applied for 15 minutes.
- See Photo 5 for set up.



Photo 5

<u>Specimen</u>	<u>Load (lbs.)</u>	<u>Time (min.)</u>	<u>Observations</u>
1	2 x 300	15	No sudden and major change in structural integrity.

**Requirement:** *There shall be no sudden and major change in structural integrity of the product. Loss of serviceability is acceptable.*

<b>Equipment:</b>	Tape measure (TD-029), Stopwatch (TD-002)
-------------------	---

**5. Distributed Proof Load Test:**

Testing was performed per ANSI/BIFMA X5.5-2008, Section 5.5.

**Notes:**

- Temperature / humidity 72° F / 36 RH%.
- 204" of perimeter x 2.3 = 469 lbs.
- Load applied on a line 8" in from the edge around the entire perimeter.
- Drawer loaded and closed during test (see Section 2 for calculation).
- Load applied for 15 minutes.
- See Photo 6 for set up.



<u>Specimen</u>	<u>Load (lbs.)</u>	<u>Time (min.)</u>	<u>Observations</u>
1	469	15	No sudden and major change in structural integrity.

**Requirement:** *There shall be no sudden and major change in structural integrity of the product. Loss of serviceability is acceptable.*


Equipment:	Tape measure (TD-029), Stopwatch (TD-002)
------------	---

**6. Top Load Ease Cycle Test:**

Testing was performed per ANSI/BIFMA X5.5-2008, Section 6.

**Notes:**

- Temperature / humidity 71° F / 35-36 RH%.
- 200 lb. load applied through a 16" bag.
- Bag position 1" in from the front edge, centered side to side.
- Load applied without impact and removed once per cycle.
- Drawer loaded and closed during test (see Section 2 for calculation).
- 10,000 cycles at a rate of 18 cycles per minutes.
- See Photo 7 for set up.



<u>Specimen</u>	<u>Cycles</u>	<u>Observations</u>
1	0	Test begun. Pull force = 7.2 lbs.
	10,000	No loss of serviceability. Pull force = 7.0 lbs.

**Requirement:** *There shall be no loss of serviceability. Before and after the cycling test, the extendible member(s) shall meet the pull force requirements of Section 19.*

Equipment:	Test Machine (TM-003), Tape measure (TD-011), Stopwatch (TD-002)
------------	--



**7. Desk/Table Unit Drop Test:**

Testing was performed per ANSI/BIFMA X5.5-2008, Section 7.

**Notes:**

- Temperature / humidity 72° F / 45 RH%.
- Specimen placed at the midpoint of adjustment.
- Based on table weight (152 lbs.), each end of the table dropped from a height of 4.7".
- Pretest pull force = 7.0
- See Photo 8 for set up.



<u>Specimen</u>	<u>End Raised</u>	<u>Observations</u>
1	Right	No loss of serviceability.
	Left	No loss of serviceability. Pull force = 6.4 lbs.

**Requirement:** *There shall be no loss of serviceability. Before and after the drop test, the extendible member(s) shall meet the pull force requirements of Section 19.*

Equipment:	Tape measure (TD-029), Scale (TD-008)
------------	---------------------------------------

**8. Leg Strength Test:**

Testing was performed per ANSI/BIFMA X5.5-2008, Section 8.

**Notes:**

- Temperature / humidity 73° F / 50 RH%.
- Forces based on table weight (152 lbs.), were as follows:


Functional A = 100 lbs

Functional = 50 lbs

Proof A = 150 lbs

Proof B = 75 lbs


- See Photo 11 for load directions.



<u>Specimen</u>	<u>Force</u>	<u>Direction</u>	<u>Observations</u>
1	Functional	A1	No loss of serviceability.
		A2	No loss of serviceability.
		A3	No loss of serviceability.
		A4	No loss of serviceability.
		B1	No loss of serviceability.
		B2	No loss of serviceability.

**8. Leg Strength Test (cont.):**

<u>Specimen</u>	<u>Force</u>	<u>Direction</u>	<u>Observations</u>
1	Proof	A1	No sudden and major change (see Photo 10).
		A2	No sudden and major change.
		A3	No sudden and major change.
		A4	No sudden and major change.
		B1	No sudden and major change.
		B2	No sudden and major change.



***Requirement:***

***Functional Load:***

*No loss of serviceability shall occur as a result of the application of the functional loads. After application of the functional loads, each extendible element in the leg attached desk pedestal shall be tested to and meet the pull force requirements of Section 19.*

***Proof Load:***

*Application of the proof loads shall cause no sudden and major change in structural integrity of the product. Loss of serviceability is acceptable.*

<b>Equipment:</b>	Test machine (TM-010), Force gauge (TD-055), Scale (TD-008), Tape measure (TD-029)
-------------------	--