

Electric Drafting Table - ELE-DT

Specification Sheet

KEY FEATURES




- Lifetime Warranty
- Fast Shipping
- Quantity Discounts
- High-Density Fiberboard Surface
- 14 Gauge Recycled Steel Frame
- High-Pressure WilsonArt Laminate
- Scratch / Dirt Resistant Power Coat
- Premium T-Molding
- Assembled in USA

CERTIFICATIONS


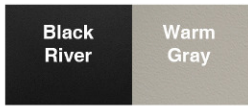
- Buy American Act Compliant
- ANSI/BIFMA Certified
- LEED Credit Potential
- Sustainable Furnishings Council

MODEL #	WIDTH	DEPTH	ADJUSTABLE HEIGHT	WEIGHT
ELE-DT-3630	36"	30"	24" to 50"	X lbs.
ELE-DT-4830	48"	30"	24" to 50"	X lbs.
ELE-DT-6030	60"	30"	24" to 50"	X lbs.
ELE-DT-7230	72"	30"	24" to 50"	X lbs.

SURFACE COLORS



FRAME COLORS



Underside View

