

Requester:	Versa Tables 14105 Avalon Blvd. Los Angeles, CA 90061
Contact Name / Number:	Jonathan Spicer / 310-353-7100 ext. 107
Dates Tested:	10/22/09 -10/28/09
Date Submitted:	10/29/09
Technician:	Jason Wisniewski, Jon Roblin
Customer Request I.D.	N/A

Scope: To test the 72" x 30" Junction table for BIFMA compliance. The 72" x 30" table was used for testing as it was deemed to be the worst case size. Model is also available in 30" x 30", 36" x 30", 48" x 30", and 60" x 30" sizes.

Requested Tests:

<u>Test Name</u>	<u>Requirement</u>
Stability Under Vertical Load Test	ANSI/BIFMA X5.5-2008, Section 4.3
Horizontal Stability for Desk/Tables with Casters	ANSI/BIFMA X5.5-2008, Section 4.4
Concentrated Functional Load Test	ANSI/BIFMA X5.5-2008, Section 5.2
Distributed Functional Load Test	ANSI/BIFMA X5.5-2008, Section 5.3
Concentrated Proof Load Test	ANSI/BIFMA X5.5-2008, Section 5.4
Distributed Proof Load Test	ANSI/BIFMA X5.5-2008, Section 5.5
Durability Test for Desks and Tables with Casters	ANSI/BIFMA X5.5-2008, Section 18
Top Load Ease Cycle Test	ANSI/BIFMA X5.5-2008, Section 6
Leg Strength Test*	ANSI/BIFMA X5.5-2008, Section 8

* Due to leg construction and attachment identical to that of the Downview table, the results are reported as part of Test Report AFT-00372.

Product Description:

<u>Specimen</u>	<u>Description</u>	<u>Supplier</u>
1	72" x 30" Junction table (p/n JT7230)	Versa Tables

This report shall not be reproduced, except in full, without written permission from Advanced Furniture Testing, Inc. Results contained within this report only apply to the actual product tested under the testing conditions documented in this report.

Summary:

<u>Test Name</u>	<u>Results</u>
Stability Under Vertical Load Test	Passed
Horizontal Stability for Desk/Tables with Casters	Passed
Concentrated Functional Load Test	Passed
Distributed Functional Load Test	Passed
Concentrated Proof Load Test	Passed
Distributed Proof Load Test	Passed
Durability Test for Desks and Tables with Casters	Passed
Top Load Ease Cycle Test	Passed
Leg Strength Test*	Passed

* Due to leg construction and attachment identical to that of the Downview table, the results are reported as part of Test Report AFT-00372

Test Results:

1. Stability Under Vertical Load Test:

Testing was performed per ANSI/BIFMA X5.5-2008, Section 4.3.

Notes:

- Temperature / humidity 70° F / 44 RH%.
- 125 lb. load applied through a 12" disc.
- Disc position 1" in from the front edge, centered side to side.
- Test then repeated with the disc located 1" from the rear edge.
- See Photos 1 and 2 for set up.




Photo 1




Photo 2

<u>Specimen</u>	<u>Location</u>	<u>Observations</u>
1	Front edge	Unit did not tip over.
	Rear edge	Unit did not tip over.

Requirement: *The unit shall not tip over. If an extendible element opens during the test and prevents the unit from tipping over due to contact with the test platform, the unit does not meet the acceptance criteria*


Equipment:	Tape measure (TD-029)
------------	-----------------------

2. Horizontal Stability for Desk/Tables with Casters:

Testing was performed per ANSI/BIFMA X5.5-2008, Section 4.4.

Notes:

- Temperature / humidity 70° F / 44 RH%.
- Specimen placed at the highest adjustment point.
- 25 lb. load applied through an 8" disc.
- Disc positioned flush with the rear edge centered side to side.
- Horizontal force applied to the center of the front edge until 10 lbs. of force or 10° of tip was achieved.
- Test was then repeated with the disc located flush with the front edge.
- See Photo 3 for set up.



<u>Specimen</u>	<u>Disc Location</u>	<u>Observations</u>
1	Rear	10° angle reached. Unit did not tip over. Force to tip = 8.8 lbs
	Front	10 lb. force applied. Unit did not tip over.

Requirement: *The unit shall not tip over. If an extendible element opens during the test and prevents the unit from tipping over due to contact with the test platform, the unit does not meet the acceptance criteria*

Equipment:	Tape measure (TD-029), Force gauge (TD-007), Digital protractor (TD-004)
------------	--

3. Concentrated Functional Load Test:

Testing was performed per ANSI/BIFMA X5.5-2008, Section 5.2.

Notes:

- Temperature / humidity 70° F / 44 RH%.
- Specimen placed at the highest adjustment point.
- Two 200 lb. loads applied through 12" discs centered 36" apart, 1" in from the front edge.
- Load applied for 60 minutes.
- See Photo 4 for set up.



Photo 4

<u>Specimen</u>	<u>Load (lbs.)</u>	<u>Time (min.)</u>	<u>Observations</u>
1	2 x 200	60	No loss of serviceability.

Requirement: *There shall be no loss of serviceability. Upon completion of the test, the extendible member(s) shall meet the pull force requirements of Section 19.*

Equipment:	Tape measure (TD-029), Stopwatch (TD-002)
------------	---

4. Distributed Functional Load Test:

Testing was performed per ANSI/BIFMA X5.5-2008, Section 5.3.

Notes:

- Temperature / humidity 70° F / 44 RH%.
- Specimen placed at the highest adjustment point.
- 204" of perimeter x 1.5 = 306 lbs.
- Load applied on a line 8" in from the edge around the entire perimeter.
- Load applied for 60 minutes.
- See Photo 5 for set up.




Photo 5

<u>Specimen</u>	<u>Load (lbs.)</u>	<u>Time (min.)</u>	<u>Observations</u>
1	306	60	No loss of serviceability.

Requirement: *There shall be no loss of serviceability. Upon completion of the test, the extendible member(s) shall meet the pull force requirements of Section 19.*

Equipment:	Tape measure (TD-029), Stopwatch (TD-002)
------------	---

5. Concentrated Proof Load Test:

Testing was performed per ANSI/BIFMA X5.5-2008, Section 5.4.

Notes:

- Temperature / humidity 70° F / 44 RH%.
- Specimen placed at the highest adjustment point.
- Two 300 lb. loads applied through 12" discs centered 36" apart, 1" in from the front edge.
- Load applied for 15 minutes.
- See Photo 6 for set up.




Photo 6

<u>Specimen</u>	<u>Load (lbs.)</u>	<u>Time (min.)</u>	<u>Observations</u>
1	2 x 300	15	No sudden and major change in structural integrity.

Requirement: *There shall be no sudden and major change in structural integrity of the product. Loss of serviceability is acceptable.*

Equipment:	Tape measure (TD-029), Stopwatch (TD-002)
------------	---

6. Distributed Proof Load Test:

Testing was performed per ANSI/BIFMA X5.5-2008, Section 5.5.

Notes:

- Temperature / humidity 70° F / 44 RH%.
- Specimen placed at the highest adjustment point.
- 204" of perimeter x 2.3 = 469 lbs.
- Load applied on a line 8" in from the edge around the entire perimeter.
- Load applied for 15 minutes.
- See Photo 7 for set up.




Photo 7

<u>Specimen</u>	<u>Load (lbs.)</u>	<u>Time (min.)</u>	<u>Observations</u>
1	469	15	No sudden and major change in structural integrity.

Requirement: *There shall be no sudden and major change in structural integrity of the product. Loss of serviceability is acceptable.*

Equipment:	Tape measure (TD-029), Stopwatch (TD-002)
------------	---

7. Durability Test for Desks and Tables with Casters:

Testing was performed per ANSI/BIFMA X5.5-2008, Section 18.

Notes:

- Temperature / humidity 70° F / 46 RH%.
- Specimen placed at the midpoint of adjustment.
- Based on weight (118.5 lbs.), specimen was subjected to 100 cycles over 1/8" thresholds, then 1,000 cycles over a smooth plate.
- 85 lb. load applied to the center of the top through a 12" disc.
- 11 cycles per minutes.
- See Photo 8 (smooth plate) for set up



<u>Specimen</u>	<u>Cycles</u>	<u>Observations</u>
1	0	Test begun over thresholds.
	100	No loss of serviceability. Thresholds removed
	100	Test resumed with thresholds removed.
	1,100	No loss of serviceability.

Requirement: *There shall be no loss of serviceability to a caster or the desk/table*

Equipment:	Test machine (TM-011), Stopwatch (TD-002), Scale (TD-008)
------------	---

8. Top Load Ease Cycle Test:

Testing was performed per ANSI/BIFMA X5.5-2008, Section 6.

Notes:

- Temperature / humidity 68-70° F / 45 RH%.
- Specimen placed at the midpoint of height adjustment.
- 200 lb. load applied through a 16" bag.
- Bag position 1" in from the front edge, centered side to side.
- Load applied without impact and removed once per cycle.
- 10,000 cycles at a rate of 18 cycles per minutes.
- See Photo 9 for set up.




Photo 9

<u>Specimen</u>	<u>Cycles</u>	<u>Observations</u>
1	0	Test begun.
	10,000	No loss of serviceability.

Requirement: *There shall be no loss of serviceability. Before and after the cycling test, the extendible member(s) shall meet the pull force requirements of Section 19.*

Equipment:	Test Machine (TM-009), Tape measure (TD-011), Stopwatch (TD-002)
------------	--